https://vitasmlab.net

PROTEASEMARK

Proteases Targeted Library

Proteases are crucial enzymes that catalyze protein breakdown, playing vital roles in digestion, blood coagulation, immune function, and cellular signaling. Their malfunction contributes to major diseases, including cancer (via metastasis-promoting matrix metalloproteases), viral infections, neurodegenerative disorders, and inflammatory conditions. Existing protease inhibitors face significant limitations, including drug resistance, off-target toxicity, and inadequate selectivity. The emergence of resistant viral strains and the lack of effective treatments for protease-driven pathologies like metastatic cancer under- score the urgent need for innovative therapies. Advances in structural biology and rational drug design now enable the development of next-generation inhibitors targeting allosteric sites or pathogen-specific proteases with enhanced precision. Novel therapeutics could revolutionize management of infectious diseases, oncology, and neurodegenerative disorders, offering safer, more effective alternatives to current treatments and addressing critical gaps in patient care.

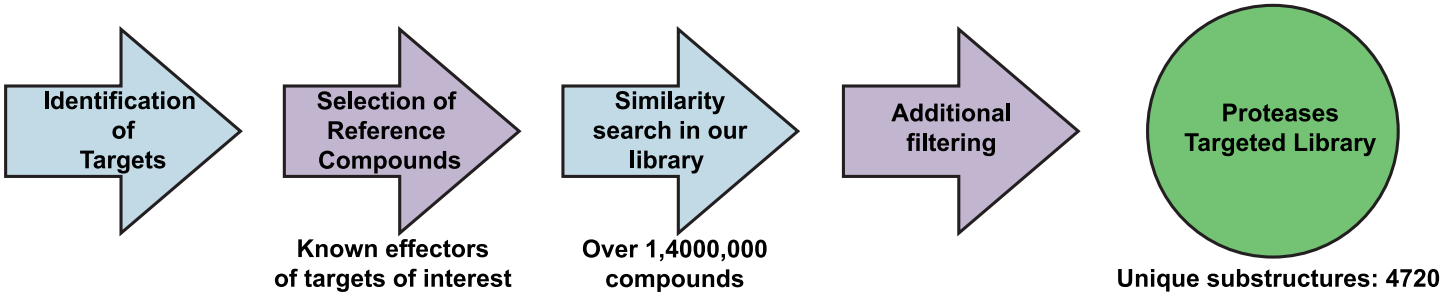

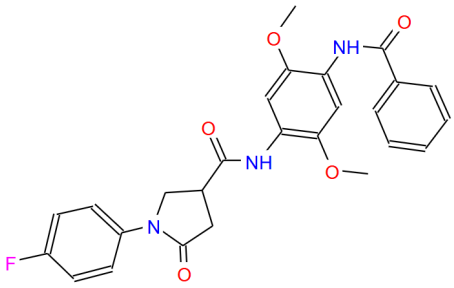

STK227419

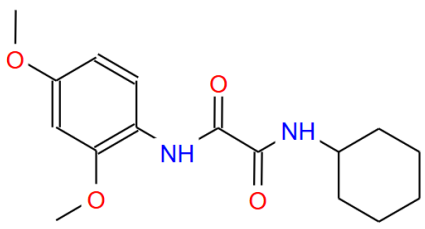

STK161083

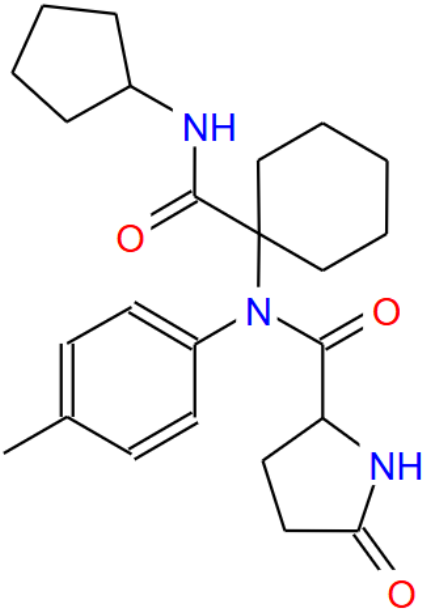

STK142281

Proteases Targeted Library (VIRPNEMARK) consists of compounds with potential activity towards four major proteases groups, which were selected based on similarity to known effectors of such proteins. This library was designed to provide a potential starting point or to expand ongoing drug discovery project. It is designed in a way that maximizes structural diversity and excludes problematic compounds. This library has 10614 compounds. All compounds follow RO5.

Distribution of Parameters

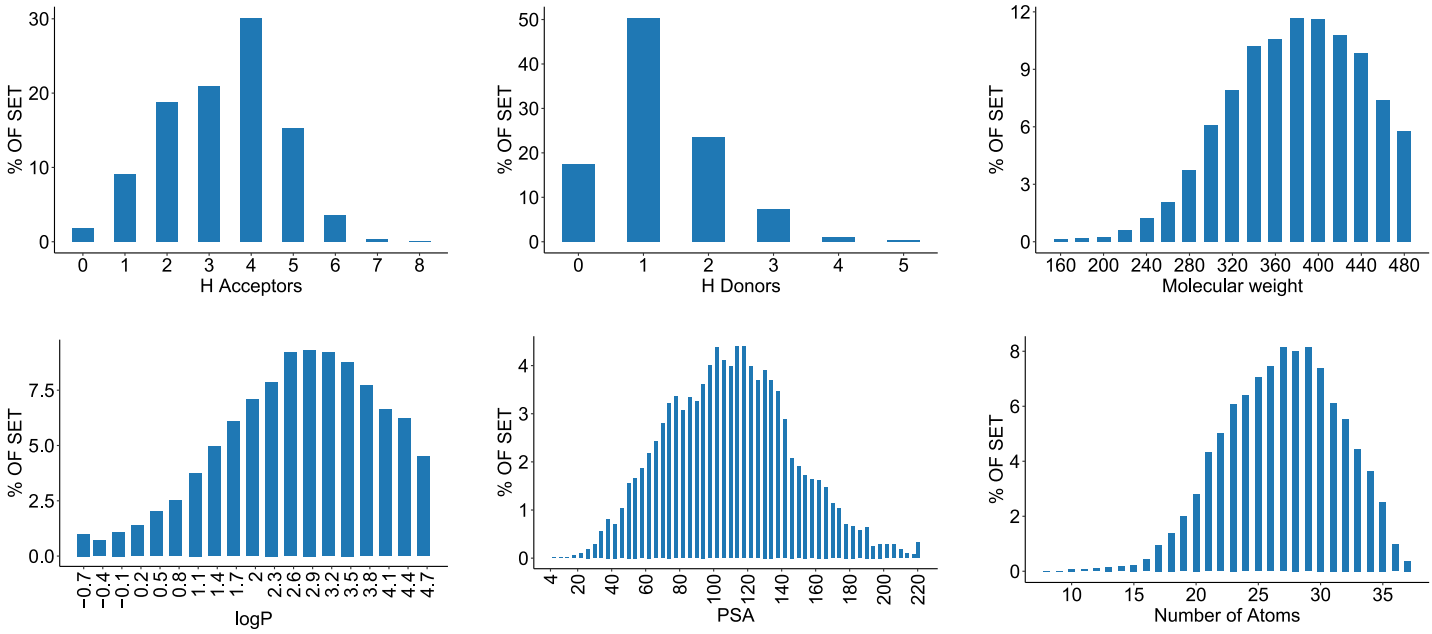

If you have any specific needs for your project, we can provide specially tailored compound library based on your request.

Have questions or need a quote? Contact Irina Haywood (Ryabushenko) at

irina@vitasmlab.biz

Let's Connect on LinkedIn! Expand your professional network.

We look forward to collaborating with you!

Empowering Your Research, One Molecule at a Time.