https://vitasmlab.net

APOPMARK

Apoptosis Signaling Pathway Targeted Library

Apoptosis signaling pathway proteins are essential regulators of programmed cell death, maintaining tissue homeostasis and eliminating damaged or infected cells. Their dysfunction contributes to major diseases, including cancer, where evasion of apoptosis drives tumor survival, and neurodegenerative disorders, where excessive cell death occurs. While current therapies show promise, many cancers develop resistance through alternative survival pathways. Similarly, neurodegenera- tive treatments lack effective apoptosis inhibitors. The complexity of apoptotic networks, with their redundant pathways and crosstalk with inflammation, demands more sophisticated drugs. Next-generation therapies could offer precision control over cell fate. Small molecules modulating these targets might overcome resistance in hematologic cancers or protect neurons in ALS and Parkinson's disease. With apoptosis central to both hyperproliferative and degenerative conditions, expanding the drug toolkit could revolutionize treatment for millions of patients worldwide.

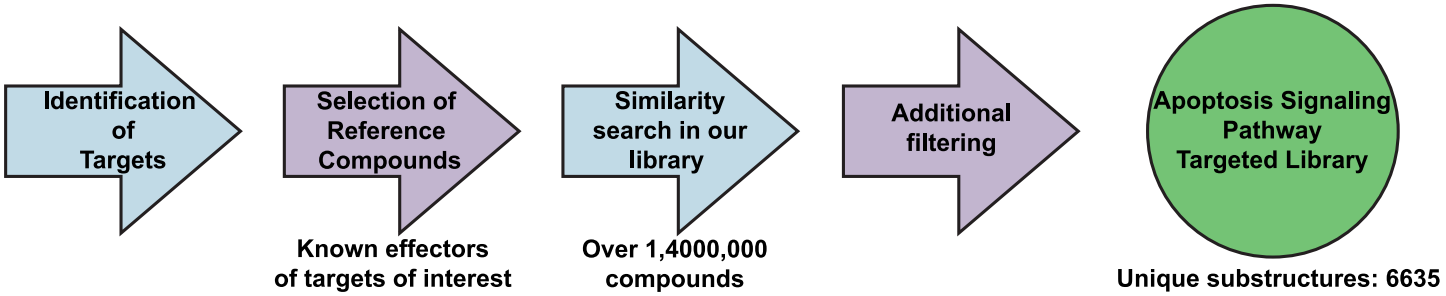

Example Targets:

BCL-2

XIAP

AKT c-Jun N-terminal kinases

TAK1

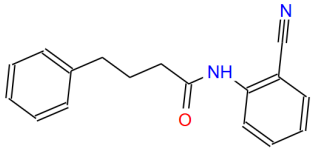

STK182198

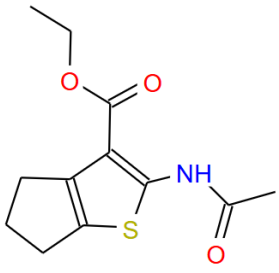

STK281734

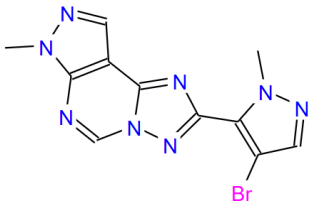

STL398108

Apoptosis Signaling PathwayTargeted Library (APOPMARK) consists of compounds with potential activity towards proteins of apoptosis signaling pathway. Compounds were selected based on similarity to known effectors of this pathway's proteins. This library was designed to provide a potential starting point or to expand ongoing drug discovery project. It is designed in a way that maximizes structural diversity and excludes problematic compounds. This library has 9141 compounds. All compounds follow RO5.

Distribution of Parameters

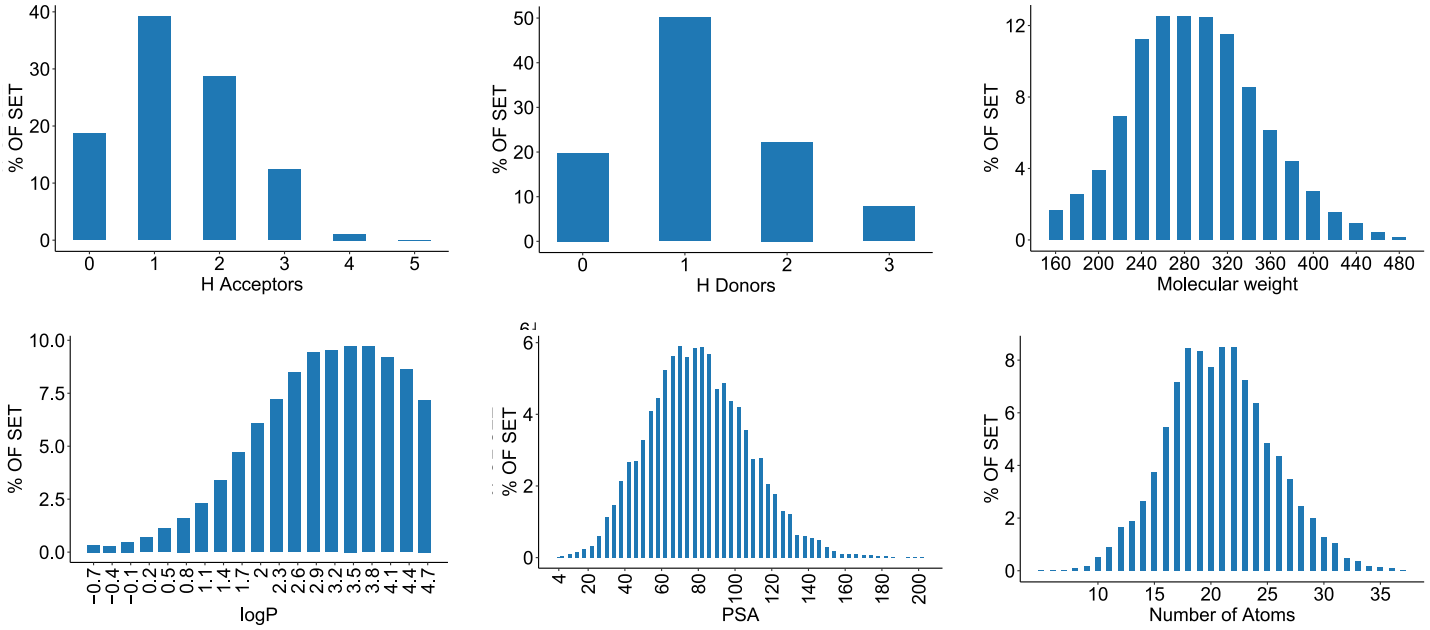

If you have any specific needs for your project, we can provide specially tailored compound library based on your request.

Have questions or need a quote? Contact Irina Haywood (Ryabushenko) at
irina@vitasmlab.biz
Let's Connect on LinkedIn! Expand your professional network.

We look forward to collaborating with you!
Empowering Your Research, One Molecule at a Time.